


LPG Cooktops

High Impact Glass LPG Cooktops
Tested to the highest standards to withstand harsh marine conditions

Features and Benefits

- **Peace of mind** - Fitted with 100% safety shut off valves
- **Electronic ignition**
- **Sleek modern design to suit your interior**
- Black glass or stainless steel
- **High quality** - Built to ANSI Standards
- **Easy maintenance** - Sealed, thermocouple protected burners with grates for easy cleaning
- **Operates on LPG only**

1, 2 and 3 burner models available




Easy to use temperature controls


High impact ceramic glass - Suitable for harsh marine conditions

YOU MAY ALSO LIKE

Potholders and Searails
(see accessories page 12)



Princess 1273



Princess 2276



Gourmet Princess G2277



Princess 3276



Gourmet Princess G3278

i

Product Information

Model Specifications					
Model Range	Princess 1273	Princess 2276	Gourmet Princess G2277	Princess 3276	Gourmet Princess G3278
Description	One Burner Gas Drop-in Stove	Two Burner Drop-in Gas Stove	Gourmet Two Burner Drop-in Gas Stove	Three Burner Drop-in Gas Stove	Gourmet Three Burner Drop-in Gas Stove
Size (w x d x h)	10" x 12" x 3"	21 x 11 3/8" x 3"	21 x 16 x 3	21 1/2" x 18 5/8" x 3"	21 1/2" x 18 3/4" x 3"
Weight	10 lbs	19 lbs	23 lbs	33 lbs	33 lbs
Cut Out Size (w x d x h)	9" x 11 1/8" x 3"	20 3/8" x 11 1/8" x 3"	2 1/4" x 15 1/4" x 3	20 1/4" x 17 1/2" x 3"	20 1/4" x 17 1/2" x 3
Top Burner BTU	7,000	7,000	10,000 x 1 / 7,000 x 1	7,000	10,000 x 1 / 7,000 x 2

Contact Seaward by Whale for depth requirements and location advice regarding gas connections

Slide In Gas Cooktops

Easy To Use Gas Cooktops

Tested to the highest standards to withstand harsh marine conditions

Features and Benefits

- Flame failure device fitted as standard
- High quality
 - Built to ANSI Standards
- Propane Models
 - Modern Stainless Steel finish
- Butane Models
 - Modern Stainless Steel or Powder Coated Gray finish
- BG100
 - High heat shut off and carry case included

Propane

1, 2 and 3 burner models available

Integrated Flame Failure Device

Stainless steel

Easy to use temperature controls

Robust

- Manufactured using marine graded materials

YOU MAY ALSO LIKE

Potholders and Searails
(see accessories page 12)



Butane

Portable

Built in



Princess BG100



Princess 1203

Propane



Princess 2575



Princess 3575



Product Information

Model Specifications

Model Range	Princess BG100	Princess 1203-1004	Princess 1203-1006	Princess 2475-1001	Princess 2575-1001	Princess 3575-1001
Description	Single Burner Butane Countertop Stove	One Burner Built in Butane Stove with Stainless Steel lid	One Burner Built in Butane Stove with cutting board lid	Two Burner Gimbaled Slide - in Gas Stove	Two Burner Slide - in Gas Stove	Three Burner Slide - in Gas Stove
Size (w x d x h)	13 1/2" x 11" x 3 1/2"	17 1/2" x 12 1/2" x 4 1/2"		21 3/4" x 15 1/4" x 6 1/2"	21 3/4" x 15 1/4" x 6 1/2"	21 3/4" x 19 1/2" x 6 1/2"
Weight	6 lbs	15 lbs		38 lbs	38 lbs	38 lbs
Cut Out Size (w x d x h)	/	16 3/4" x 11 3/4" x 4 1/4"		20 1/2" x 14 3/4" x 6"	20 1/2" x 14 3/4" x 6"	20 1/2" x 19" x 6"
Top Burner BTU	6825	7,500		7,000	7,000	7,000

Contact Seaward by Whale for depth requirements and location advice regarding gas connections

Gimbaled version coming soon