



## Gimballed or Slide In Gas Cooktops

- **Modern Design**
  - Stainless Steel
- **Safety controls**
  - Flame failure device fitted as standard
- **High Quality**
  - Built to ANSI Standards
- **Straight-forward Installation**
  - Slide in design means no additional cut out required
- **Quiet**
  - Burner and grate design prevent rattling during journeys





## Gimballed or Slide In Gas Cooktops

# Straight-forward Installation

Simply slide into place

### Gimballed Model



Gimballed model with an  
integrated lock option

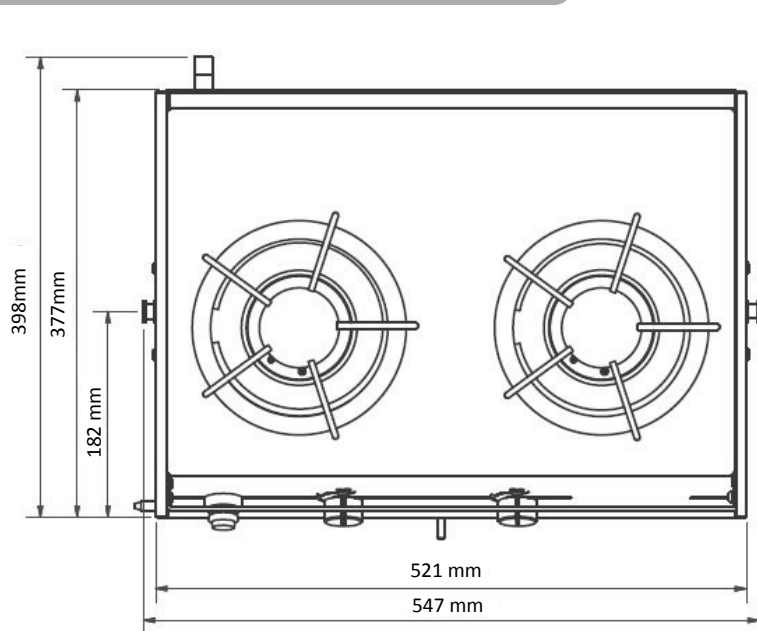
### Built In Model



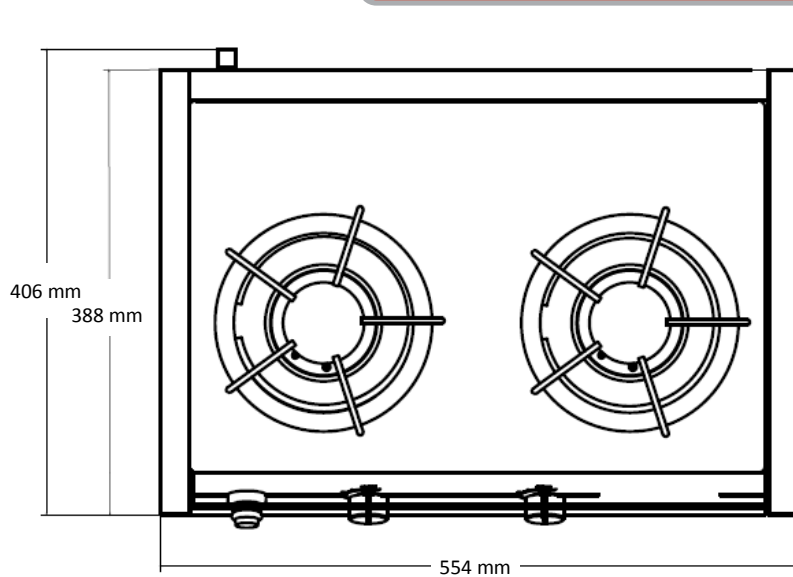
The slide in design fits  
neatly into your galley  
requiring little additional  
installation



## Product Dimensions



**2475-1001**



**2575-1001**



## Gimballed or Slide In Gas Cooktops

Model Range	2475-1001	2575-1001
Description	Gimballed Slide In Gas Cooktop	Slide In Gas Cooktop
Number of Burners	2	2
Size (w x d x h)	55cm x 39cm x 16.5cm	55cm x 39cm x 16.5cm
Cut Out Size (w x d x h)	54xcm x 40cm x 18cm	52cm x 37cm x 15cm
Burner (KW)	7000	7000

### Also available from Whale




Gas and Electric Ranges

Water Heaters



Electric Drop In Cooktops



[www.whalepumps.com](http://www.whalepumps.com)

[info@whalepumps.com](mailto:info@whalepumps.com)

©Copyright Whale Seaward 2013- All rights reserved. WHALE®, is a registered trademark of Munster Simms Engineering Limited, Bangor Northern Ireland trading as Whale and Whale Seaward Inc. Whale's policy is one of continuous improvement and we reserve the right to change specifications without prior notice. Illustrations are for guidance purposes only.

Please note: All Seaward by Whale products must be installed and serviced by a qualified gas or electrical engineer in accordance with the appliance instructions and appropriate gas regulations and certifications.